

SPECIFICATIONS

LJUNGBY L13

TIER 5 ENGINE AND LOCK-UP 220kW



Foto: Lars Malmström 019_01
790036-1.07 Rev. 1



SUPERIOR PERFORMANCE

- LOW TOTAL COSTS ■ SOLUTIONS ACCORDING TO YOUR NEEDS
- UNIQUE LOAD UNIT ■ POWERFUL ENVIRONMENTAL ENGINES
- RELIABLE AND SERVICE FRIENDLY ■ LOWEST NOISE LEVEL ON THE MARKET





SPECIFICATIONS

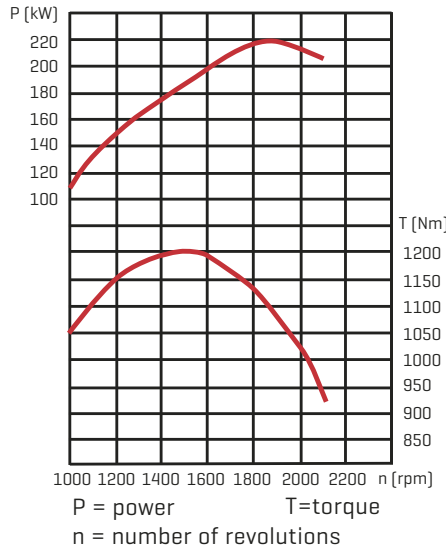
LJUNGBY L13

S = standard

O = optional

DRIVE LINE

Engine	Sisu 74 LFTN
Max power [kW/hp]	220/300
Max torque [Nm]	1200
Transmission	ZF Ergopower WG210
Front axle	ZF MTL 3085
Rear axle	ZF MTL 3085
Automatic limited slip rear	S
Automatic/manuall imited slip front	S
Dual-circuit hydraulic foot brake	S
Hydraulic operated parking brake	S
Lock-up transmission	S
Reversible fan	O



POWER AND WEIGHT

Breakout force [kN]	110
Tipping load [kg]	0° 9300
	40° 8000
	45° 7700
Operating weight [tons]	12,8-13,6
Standard bucket [m3]	2,4
Light material bucket [m3]	6,0
Timber grapple [m2]	1,6

HYDRAULIC SYSTEM

Hydraulic pump	Parker/Sauer
Flow [l/min at 2100 rpm]	400
Pressure [bar]	240
Lift cylinder [mm]	60/115
Lift cylinder stroke [mm]	925
Tilt cylinder [mm]	60/115
Tilt cylinder stroke [mm]	895
Hydraulic cooling	S

STEERING SYSTEM

Steering angle [degrees]	45
Steering cylinder [mm]	40/70
Steering cylinder stroke [mm]	557
Oscillating rear axle [degrees]	+/-15

WHEELS

Radial tyres	S
Dimensions	20,5R25

ELECTRICAL SYSTEM

Battery	2 x 12 V, 120 A
Alternator	100 A

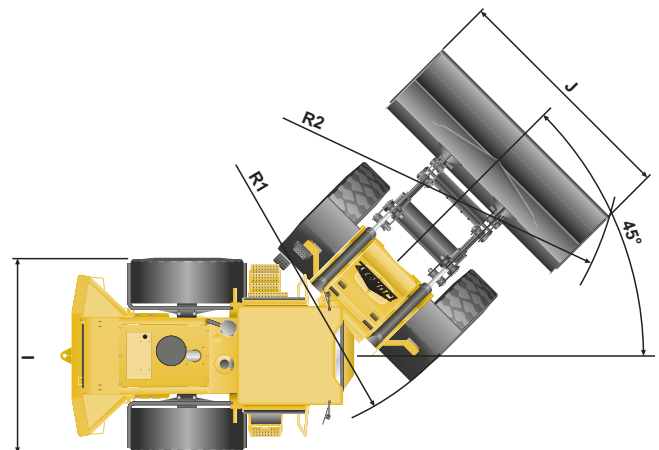
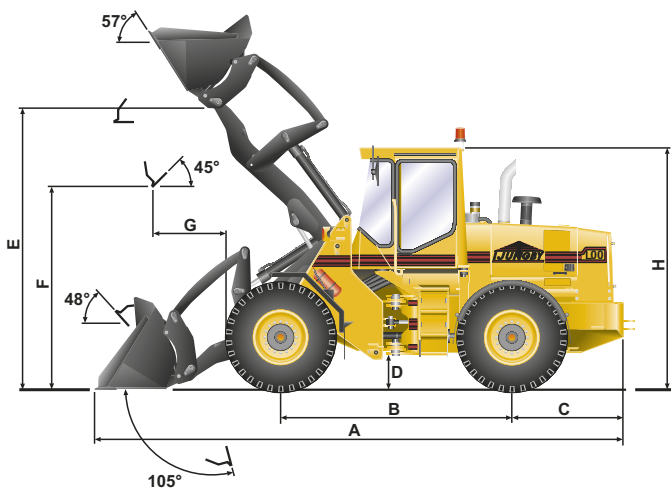
CAPACITY INFORMATION

Cooling system [l]	30
Engine [l]	29
Hydraulic system [l]	195
Fuel tank [l]	210
Ad Blue tank [l]	60

DIMENSIONS

A	7260
B	3100
C	1535
D	430
E	4180
F	2660
G	1160
H	3300
I	2530
J	2630
R1	4980
R2	5570

Dimensions refer to figure below [mm]



Subject to alteration