

SPECIFICATIONS

LJUNGBY L9

TIER V ENGINE AND LOCK-UP 157kW



Foto: Lars Malm 2019.01
780036-102 Rev.1



SUPERIOR PERFORMANCE

- LOW TOTAL COSTS ■ SOLUTIONS ACCORDING TO YOUR NEEDS
- UNIQUE LOAD UNIT ■ POWERFUL ENVIRONMENTAL ENGINES
- RELIABLE AND SERVICE FRIENDLY ■ LOWEST NOISE LEVEL ON THE MARKET





SPECIFICATIONS

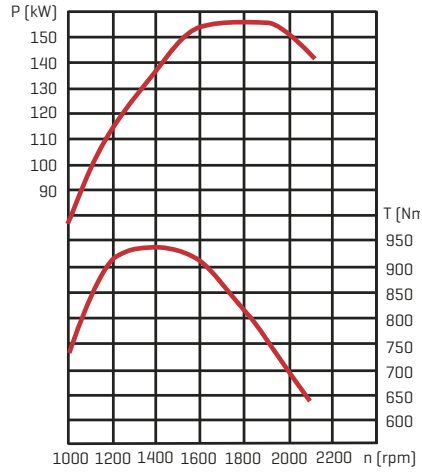
LJUNGBY L9

S = standard

O = optional

DRIVE LINE

Engine	Sisu 66 LFTN
Max power [kW/hp]	157/213
Max torque [Nm]	945
Transmission	ZF Ergopower WG160
Front axle	ZF MTL 3075
Rear axle	ZF MTL 3075
Automatic limited slip rear	S
Automatic/manuall imited slip front	S
Dual-circuit hydraulic foot brake	S
Hydraulic operated parking brake	S
Lock-up transmission	S
Reversible fan	O



P = power T=torque
n = number of revolutions

POWER AND WEIGHT

Breakout force [kN]	95
Tipping load [kg]	0° 6500
	40° 5750
	45° 5500
Operating weight [tons]	9,5-10,5
Standard bucket [m3]	1,8
Light material bucket [m3]	4,0
Timber grapple [m2]	1,6

HYDRAULIC SYSTEM

Hydraulic pump	Parker
Flow [l/min at 2100 rpm]	220
Pressure [bar]	240
Lift cylinder [mm]	56/110
Lift cylinder stroke [mm]	850
Tilt cylinder [mm]	56/100
Tilt cylinder stroke [mm]	895
Hydraulic cooling	S

STEERING SYSTEM

Steering angle [degrees]	45
Steering cylinder [mm]	40/70
Steering cylinder stroke [mm]	557
Oscillating rear axle [degrees]	+/-15

WHEELS

Radial tyres	S
Dimensions	17,5R25

ELECTRICAL SYSTEM

Battery	2 x 12 V, 120 A
Alternator	100 A

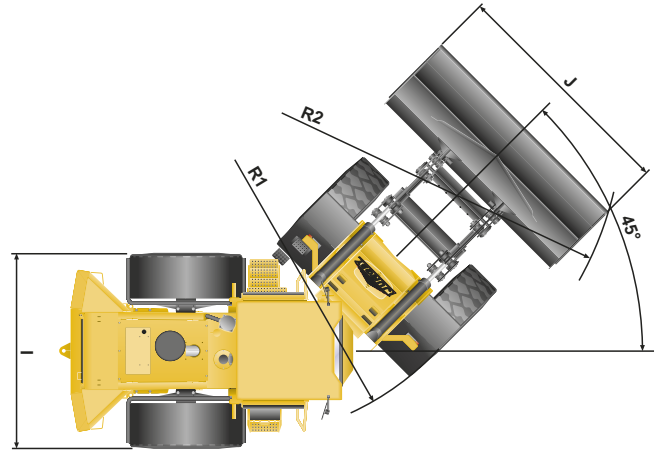
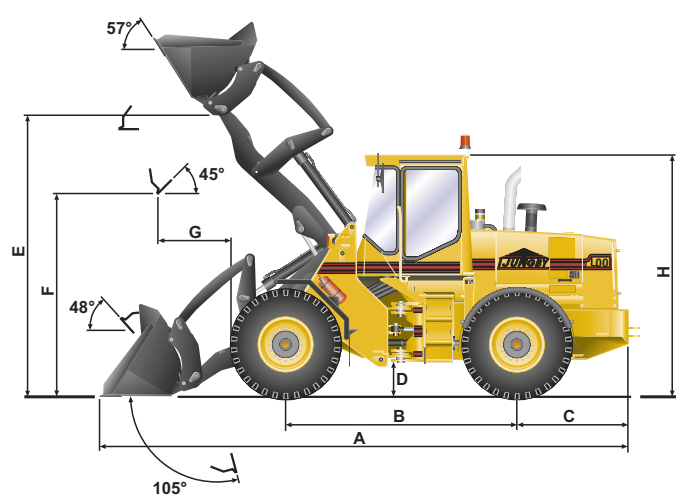
CAPACITY INFORMATION

Cooling system [l]	30
Engine [l]	29
Hydraulic system [l]	175
Fuel tank [l]	210
Ad Blue tank [l]	60

DIMENSIONS

A	6970
B	3000
C	1555
D	375
E	3985
F	2645
G	1050
H	3205
I	2310
J	2620
R1	4940
R2	5630

Dimensions refer to figure below [mm]



Subject to alteration